



**IES ROAD REPORT**  
**PHOTOMETRIC FILENAME : 1204LED.IES**

**DESCRIPTIVE INFORMATION (From Photometric File)**

IESNA:LM-63-2002  
 [TEST]BALLABS TEST NO. 18451.0  
 [TESTLAB] BUILDING ACOUSTICS & LIGHTING LABORATORIES, INC  
 [ISSUE DATE] 27-AUG-2014  
 [MANUFAC] PRIMELITE MANUFACTURING CORP.  
 [LUMINAIRE] 1-(44LED) ARRAY 15W POST TOP LUMINAIRE  
 [MORE] CLEAR ACRYLIC LENS OVER LEDS  
 [MORE]  
 [LUMCAT] 1204 LED  
 [LAMPCAT] INTEGRATED LED MODULE

**CHARACTERISTICS**

IES Classification	Type VS
Longitudinal Classification	Very Short
Lumens Per Lamp	N.A. (absolute)
Total Lamp Lumens	N.A. (absolute)
Luminaire Lumens	1053
Downward Total Efficiency	N.A. (absolute)
Total Luminaire Efficiency	N.A. (absolute)
Luminaire Efficacy Rating (LER)	58
Total Luminaire Watts	18
Ballast Factor	1.00
Upward Waste Light Ratio	0.02
Maximum Candela	370
Maximum Candela Angle	90H 35V
Maximum Candela (<90 Degrees Vertical)	370
Maximum Candela Angle (<90 Degrees Vertical)	90H 35V
Maximum Candela At 90 Degrees Vertical	14 (1.3% Luminaire Lumens)
Maximum Candela from 80 to <90 Degrees Vertical	39 (3.7% Luminaire Lumens)
Cutoff Classification (deprecated)	N.A. (absolute)



**IES ROAD REPORT**  
**PHOTOMETRIC FILENAME : 1204LED.IES**

**LUMINAIRE CLASSIFICATION SYSTEM (LCS)**

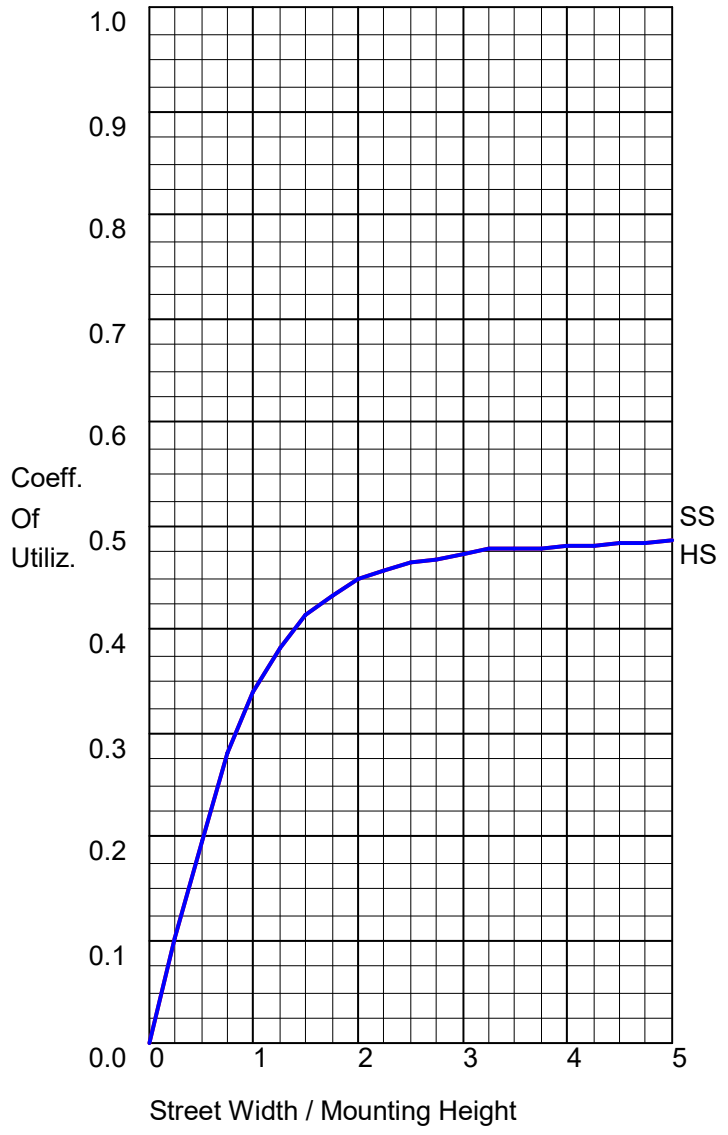
	Lumens	% Lamp	% Luminaire
FL - Front-Low (0-30)	81.7	N.A.	7.8
FM - Front-Medium (30-60)	312.0	N.A.	29.6
FH - Front-High (60-80)	113.2	N.A.	10.7
FVH - Front-Very High (80-90)	11.5	N.A.	1.1
BL - Back-Low (0-30)	81.7	N.A.	7.8
BM - Back-Medium (30-60)	312.0	N.A.	29.6
BH - Back-High (60-80)	113.2	N.A.	10.7
BVH - Back-Very High (80-90)	11.5	N.A.	1.1
UL - Uplight-Low (90-100)	8.8	N.A.	0.8
UH - Uplight-High (100-180)	7.6	N.A.	0.7
Total	1053.2	N.A.	100.0
BUG Rating	B1-U1-G1		

**IES ROAD REPORT**  
**PHOTOMETRIC FILENAME : 1204LED.IES**

**CANDELA TABULATION**

Vert. Angles	Horizontal Angles				
	<u>0.0</u>	<u>22.5</u>	<u>45.0</u>	<u>67.5</u>	<u>90.0</u>
0	81	81	81	81	81
5	91	90	106	90	92
10	116	112	116	116	119
15	156	143	146	150	154
20	191	186	184	190	199
25	249	232	222	234	266
30	316	273	258	274	336
35	357	293	272	291	370
40	348	288	266	281	366
45	348	274	256	266	347
50	330	262	244	249	329
55	299	238	222	221	298
60	240	197	189	187	252
65	179	146	143	140	193
70	127	104	102	100	137
75	70	64	62	62	79
80	39	34	31	33	39
85	21	19	18	18	19
90	14	12	12	13	13
95	8	7	7	7	7
100	3	6	6	6	4
105	2	1	2	3	2
110	2	3	2	3	2
115	4	2	3	3	3
120	2	2	2	2	2
125	2	1	2	3	2
130	1	1	1	2	1
135	0	0	0	0	0
140	0	0	0	0	0
145	0	0	0	0	0
150	0	0	0	0	0
155	0	0	0	0	0
160	0	0	0	0	0
165	0	0	0	0	0
170	0	0	0	0	0
175	0	0	0	0	0
180	0	0	0	0	0

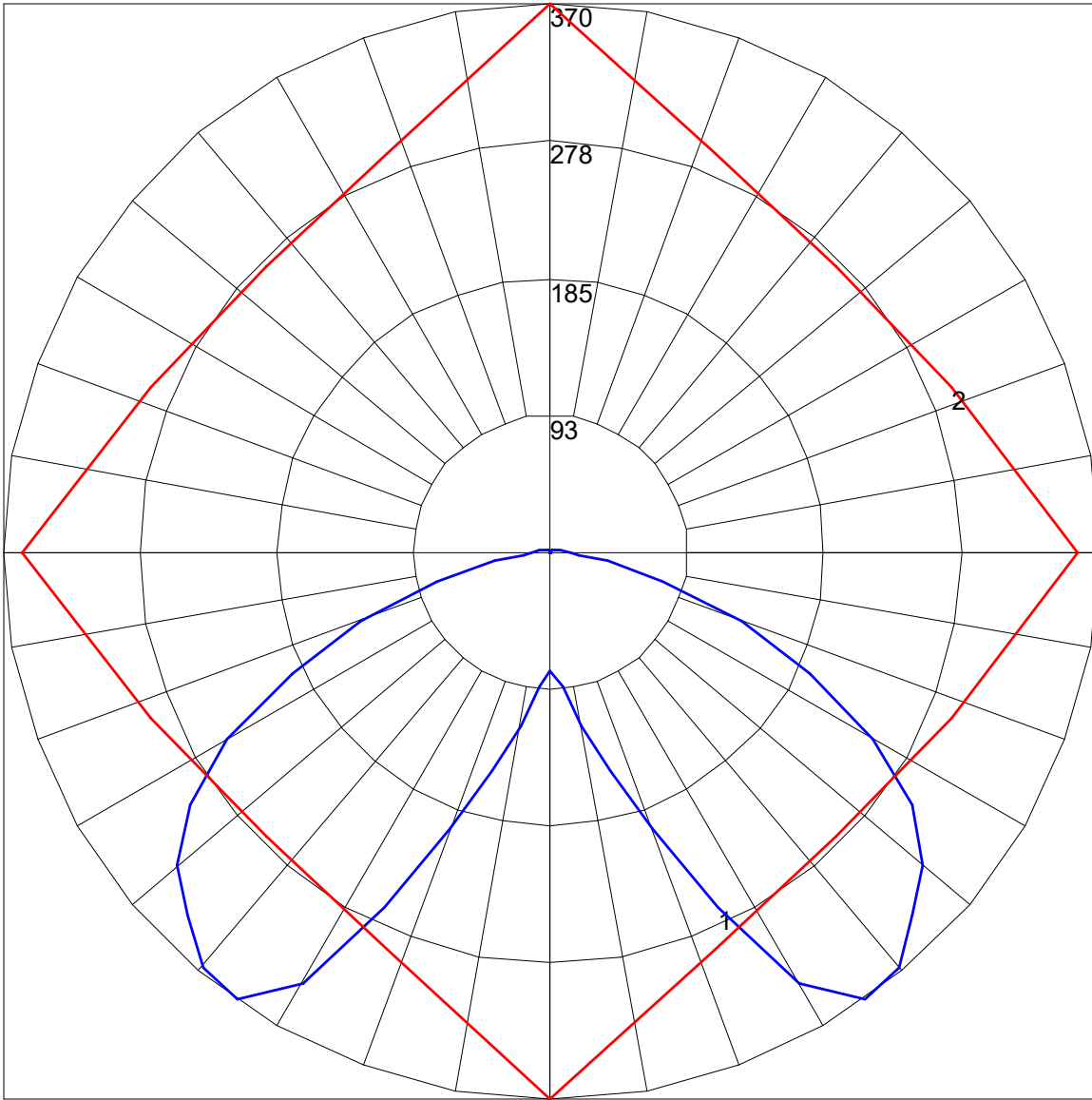
**COEFFICIENTS OF UTILIZATION**



**FLUX DISTRIBUTION**

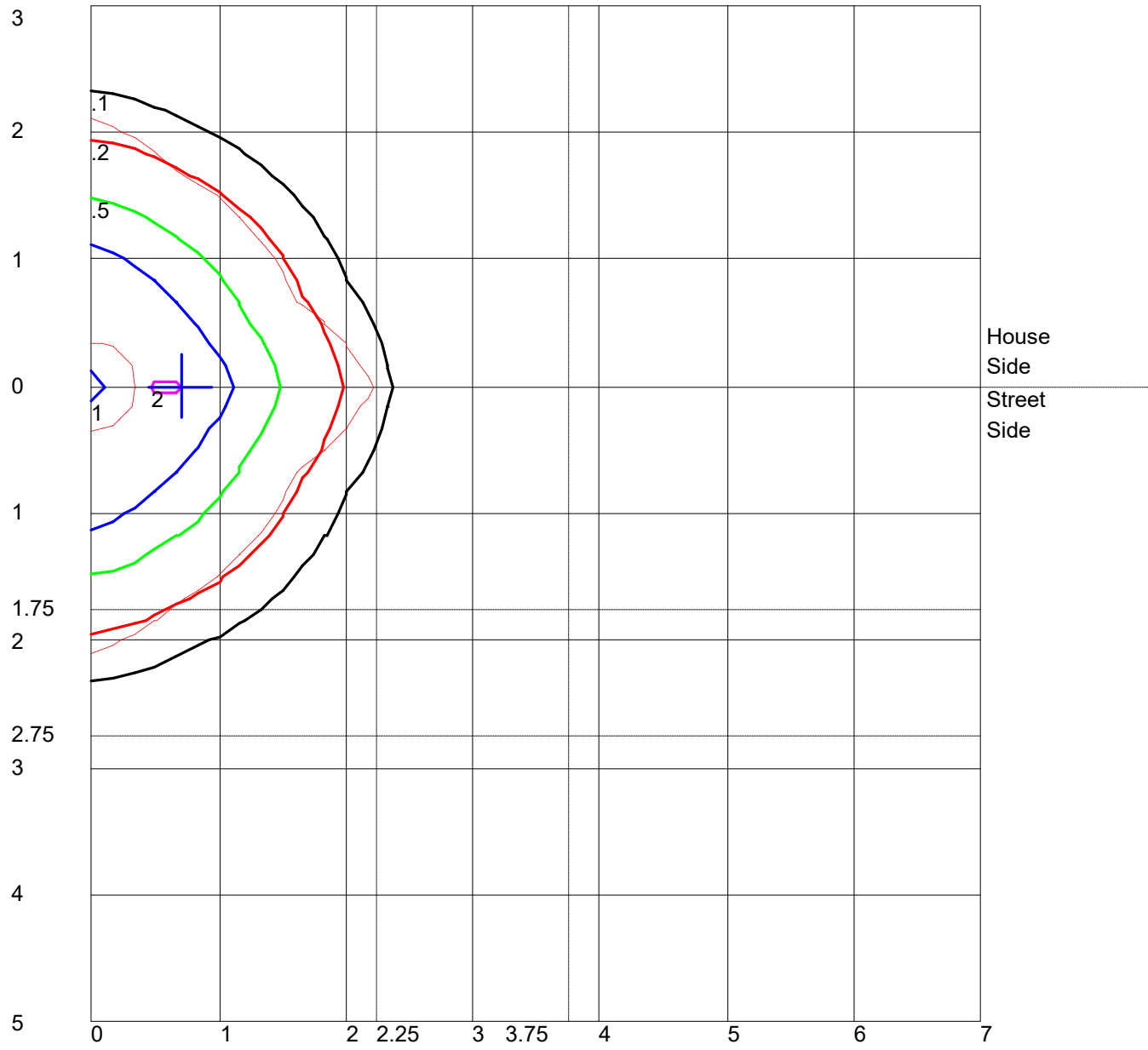
	Lumens	Percent Of Luminaire
Downward Street Side	518.3	49.2
Downward House Side	518.3	49.2
Downward Total	1036.6	98.5
Upward Street Side	8.2	0.8
Upward House Side	8.2	0.8
Upward Total	16.4	1.6
Total Flux	1053.0	100.0

POLAR GRAPH



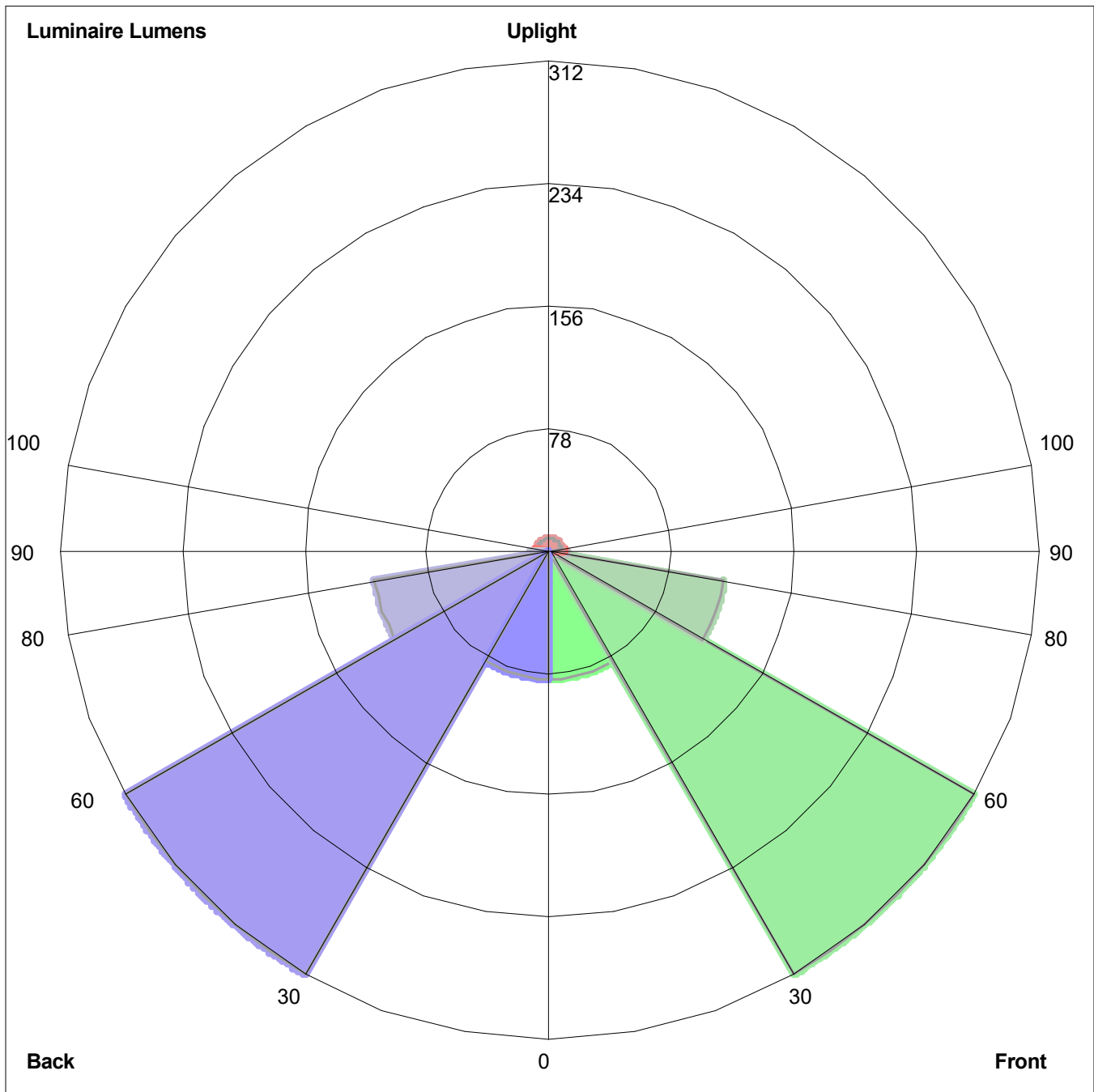
Maximum Candela = 370 Located At Horizontal Angle = 90, Vertical Angle = 35  
# 1 - Vertical Plane Through Horizontal Angles (90 - 270) (Through Max. Cd.)  
# 2 - Horizontal Cone Through Vertical Angle (35) (Through Max. Cd.)

ISOFOOTCANDLE LINES OF HORIZONTAL ILLUMINANCE



Distance In Units Of Mounting Height  
 Values Based On 10 Foot Mounting Height  
 1/2 Maximum Candela Trace Shown As Dashed Curve  
 (+) = Maximum Candela Point

LUMINAIRE CLASSIFICATION SYSTEM (LCS) GRAPH



Luminaire Lumens:  
Front: Low=81.7, Medium=312.0, High=113.2, Very High=11.5  
Back: Low=81.7, Medium=312.0, High=113.2, Very High=11.5  
Uplight: Low=8.8, High=7.6

BUG Rating : B1-U1-G1